

ESTADO DO PARANÁ
SECRETARIA DE ESTADO DA SEGURANÇA PÚBLICA
COORDENADORIA DE ANÁLISE E PLANEJAMENTO ESTRATÉGICO

RELATÓRIO ESTATÍSTICO CRIMINAL
QUANTITATIVO DE VÍTIMAS DE HOMICÍDIO CULPOSO DE
TRÂNSITO – JANEIRO A DEZEMBRO DE 2014
PARANÁ SEGUNDO MUNICÍPIOS E CURITIBA SEGUNDO
BAIRROS

CURITIBA – FEVEREIRO/15



ESTADO DO PARANÁ
SECRETARIA DE ESTADO DA SEGURANÇA PÚBLICA
COORDENADORIA DE ANÁLISE E PLANEJAMENTO ESTRATÉGICO



NOTA Nº 002/2013

A metodologia empregada para a elaboração do relatório encontra-se disponível na Nota Técnica 001/2012, disponível no sitio da SESP:

<http://www.seguranca.pr.gov.br/arquivos/File/nota2012.pdf>.

Os títulos de tabelas, gráficos e mapas foram reconsiderados para evitar interpretação diferente da metodologia utilizada e salientar que nas estatísticas referentes às mortes são e sempre foram contabilizados os **totais de vítimas** de cada evento criminoso.

Os inquéritos Policiais instaurados pela Polícia Civil são utilizados para delimitar a capitulação legal de cada delito e, conseqüentemente, a forma como são agregadas.

A SESP mantém o compromisso da divulgação trimestral dos relatórios estatísticos, buscando cada vez mais aumentar a democratização da informação e a excelência do atendimento ao cidadão e ao Governo do Estado.

Curitiba, 19 de Agosto de 2013.

Coordenadoria de Análise e Planejamento Estratégico

QUANTITATIVO DE VÍTIMAS DE HOMICÍDIO CULPOSO DE TRÂNSITO SEGUNDO NATUREZA PENAL E MUNICÍPIOS – PARANÁ 2014

SDP	AISP	Município	Homicídio Culposo de Trânsito												Total Vítimas de Homicídio Culposo de Trânsito		
			Jan	Fev	Mar	Abr	Mai	Jun	Jul	Ago	Set	Out	Nov	Dez			
7 SDP	15 AISP	ALTO PARAÍSO	0	1	0	0	0	0	0	0	0	0	0	0	0	0	1
7 SDP	15 AISP	ALTO PIQUIRI	0	0	0	0	0	0	0	0	0	0	0	0	0	0	0
7 SDP	15 AISP	ALTÔNIA	0	0	0	0	1	1	0	3	0	1	0	0	0	6	
7 SDP	15 AISP	BRASILÂNDIA DO SUL	0	0	0	0	0	0	0	0	0	0	0	0	0	0	
7 SDP	15 AISP	CAFEZAL DO SUL	0	0	0	1	1	0	0	0	0	0	0	0	0	2	
7 SDP	15 AISP	CIDADE GAÚCHA	0	2	0	0	0	0	1	1	0	0	1	0	5		
7 SDP	15 AISP	CRUZEIRO DO OESTE	1	0	0	0	0	1	1	1	0	0	0	1	5		
7 SDP	15 AISP	DOURADINA	0	0	0	0	0	0	0	0	0	0	0	0	0		
7 SDP	15 AISP	ESPERANÇA NOVA	0	0	0	0	0	0	0	0	0	0	0	0	0		
7 SDP	15 AISP	FRANCISCO ALVES	1	0	0	0	0	0	0	0	2	0	1	0	4		
7 SDP	15 AISP	GUAPOREMA	0	0	0	0	0	0	0	0	0	0	0	0	0		
7 SDP	15 AISP	ICARAÍMA	0	0	0	0	1	1	0	0	0	0	0	0	2		
7 SDP	15 AISP	IPORÃ	1	0	0	0	1	0	0	0	0	1	0	3			
7 SDP	15 AISP	IVATÉ	0	0	2	2	0	0	0	0	0	0	0	4			
7 SDP	15 AISP	MARIA HELENA	0	0	0	0	0	0	0	0	0	0	0	0			
7 SDP	15 AISP	MARILUZ	0	0	0	0	0	0	0	0	0	0	0	0			
7 SDP	15 AISP	NOVA OLÍMPIA	0	0	0	0	0	0	1	0	0	0	0	1			
7 SDP	15 AISP	PEROBAL	0	0	0	0	0	0	0	0	0	0	0	0			
7 SDP	15 AISP	PÉROLA	0	0	1	0	0	0	0	0	0	0	0	1			
7 SDP	15 AISP	RONDON	0	0	0	3	1	0	0	0	0	1	0	5			
7 SDP	15 AISP	SÃO JORGE DO PATROCÍNIO	0	0	0	0	0	0	0	0	1	0	0	1			
7 SDP	15 AISP	TAPEJARA	0	0	1	0	1	0	0	0	0	1	0	3			
7 SDP	15 AISP	TAPIRA	0	0	0	0	0	0	1	0	0	0	0	1			
7 SDP	15 AISP	TUNEIRAS DO OESTE	0	0	0	0	0	0	0	0	0	0	0	0			
7 SDP	15 AISP	UMUARAMA – Sede SDP	2	5	5	0	3	4	1	3	5	1	1	2	32		
7 SDP	15 AISP	XAMBRÊ	1	0	0	0	0	0	0	0	2	0	0	3			
8 SDP	16 AISP	ALTO PARANÁ	2	0	1	0	1	1	1	0	0	3	0	9			
8 SDP	16 AISP	AMAPORÃ	0	0	0	0	0	0	1	0	0	0	1	2			
8 SDP	16 AISP	ATALAIA	0	0	0	0	0	0	0	0	0	0	0	0			
8 SDP	16 AISP	CRUZEIRO DO SUL	0	0	0	0	0	0	0	0	0	0	0	0			
8 SDP	16 AISP	DIAMANTE DO NORTE	0	0	0	0	0	0	1	0	1	0	2	4			
8 SDP	16 AISP	FLORAÍ	0	0	0	0	0	0	0	0	0	0	0	0			
8 SDP	16 AISP	GUAIRAÇÁ	1	0	0	1	1	0	0	0	1	0	0	4			
8 SDP	16 AISP	INAJÁ	0	0	0	0	0	0	0	0	1	0	0	1			
8 SDP	16 AISP	ITAÚNA DO SUL	0	0	0	0	0	0	0	0	0	0	1	1			
8 SDP	16 AISP	JARDIM OLINDA	0	0	0	0	0	0	0	0	0	0	0	0			
8 SDP	16 AISP	LOANDA	1	0	0	0	3	1	0	1	0	1	2	9			
8 SDP	16 AISP	MARILENA	0	0	0	0	0	0	0	0	1	1	0	2			
8 SDP	16 AISP	MIRADOR	0	0	0	0	0	0	0	0	0	0	0	0			
8 SDP	16 AISP	NOVA ALIANÇA DO IVAÍ	0	0	1	0	1	0	1	0	0	0	0	3			
8 SDP	16 AISP	NOVA ESPERANÇA	1	0	2	2	3	4	4	1	1	0	0	18			
8 SDP	16 AISP	NOVA LONDRINA	0	0	0	1	0	0	0	0	0	0	1	2			
8 SDP	16 AISP	PARAÍSO DO NORTE	0	1	0	0	0	0	0	0	0	3	0	4			
8 SDP	16 AISP	PARANACITY	0	0	0	2	0	0	1	0	0	0	1	4			
8 SDP	16 AISP	PARANAPOEMA	0	0	0	0	0	0	0	0	0	0	0	0			
8 SDP	16 AISP	PARANAVAÍ - Sede SDP	2	1	1	2	4	3	1	2	1	1	0	4	22		
8 SDP	16 AISP	PLANALTINA DO PARANÁ	0	0	0	0	0	0	0	0	0	0	0	0			
8 SDP	16 AISP	PORTO RICO	0	0	0	0	1	0	0	0	0	0	0	1			
8 SDP	16 AISP	PRESIDENTE CASTELO BRANCO	0	0	0	1	0	0	0	0	0	0	0	1			
8 SDP	16 AISP	QUERÊNCIA DO NORTE	0	0	4	0	1	0	0	0	0	0	0	5			
8 SDP	16 AISP	SANTA CRUZ DO MONTE CASTELO	0	0	2	0	0	0	0	0	0	0	0	2			
8 SDP	16 AISP	SANTA IZABEL DO IVAÍ	0	0	0	0	0	0	0	0	0	0	0	0			
8 SDP	16 AISP	SANTA MÔNICA	1	0	1	1	0	0	0	1	0	0	0	4			
8 SDP	16 AISP	SANTO ANTONIO DO	0	0	0	0	0	0	0	0	0	0	0	0			
8 SDP	16 AISP	SÃO CARLOS DO IVAÍ	0	0	0	0	0	0	0	1	0	1	1	3			
8 SDP	16 AISP	SÃO JOÃO DO CAIUÁ	0	0	0	0	0	0	3	0	0	0	0	3			
8 SDP	16 AISP	SÃO PEDRO DO PARANÁ	0	0	0	0	0	0	0	0	0	0	0	0			
8 SDP	16 AISP	TAMBOARA	0	0	0	1	0	0	1	0	0	0	1	3			
8 SDP	16 AISP	TERRA RICA	1	1	1	0	0	0	0	0	0	0	0	3			
8 SDP	16 AISP	UNIFLOR	0	0	0	0	0	0	0	0	0	0	0	0			
9 SDP	17 AISP	ÂNGULO	0	0	0	0	0	0	0	0	0	0	0	0			
9 SDP	17 AISP	ASTORGA	0	0	1	5	1	0	3	0	0	1	0	11			
9 SDP	17 AISP	COLORADO	1	0	0	1	0	0	1	1	2	0	0	6			
9 SDP	17 AISP	DOUTOR CAMARGO	0	2	0	1	0	0	0	0	0	0	0	3			
9 SDP	17 AISP	FLORESTA	0	2	0	0	0	2	0	0	0	0	0	4			
9 SDP	17 AISP	FLÓRIDA	0	0	0	0	1	0	0	0	0	0	0	1			
9 SDP	17 AISP	IGUARAÇU	0	0	0	0	0	0	0	0	0	0	0	0			
9 SDP	17 AISP	ITAGUAJÉ	0	0	0	0	1	0	1	0	0	1	0	3			
9 SDP	17 AISP	ITAMBÉ	0	0	0	0	0	0	0	0	1	0	0	1			
9 SDP	17 AISP	IVATUBA	0	1	0	0	0	2	2	0	0	0	0	5			
9 SDP	17 AISP	LOBATO	0	0	0	0	0	0	0	0	0	0	0	0			
9 SDP	17 AISP	MANDAGUAÇU	0	0	0	0	0	0	0	1	1	0	1	3			
9 SDP	17 AISP	MANDAGUARI	1	0	0	0	0	0	0	0	1	1	0	3			
9 SDP	17 AISP	MARIALVA -	0	0	0	0	1	1	0	0	2	0	0	5			
9 SDP	17 AISP	MARINGÁ - Sede SDP	1	4	4	3	8	8	4	2	4	3	2	3	46		
9 SDP	17 AISP	MUNHOZ DE MELLO	0	0	1	0	0	0	0	0	0	0	0	1			
9 SDP	17 AISP	NOSSA SENHORA DAS GRAÇAS	0	0	0	0	0	0	0	0	0	0	0	0			
9 SDP	17 AISP	OURIZONA	0	0	0	0	1	0	0	0	0	0	0	1			
9 SDP	17 AISP	PAIÇANDU	0	2	0	0	0	0	0	0	0	0	1	3			
9 SDP	17 AISP	SANTA FÉ	0	0	0	0	0	0	0	2	0	0	1	3			
9 SDP	17 AISP	SANTA INÊS	0	0	0	0	0	0	0	0	0	0	0	0			
9 SDP	17 AISP	SANTO INÁCIO	0	0	0	0	0	0	0	0	0	0	0	0			
9 SDP	17 AISP	SÃO JORGE DO IVAÍ	0	0	0	0	0	0	0	0	1	0	0	1			
9 SDP	17 AISP	SARANDI	0	0	0	0	0	0	4	0	1	1	0	6			

QUANTITATIVO DE VÍTIMAS DE HOMICÍDIO CULPOSO DE TRÂNSITO SEGUNDO NATUREZA PENAL E MUNICÍPIOS – PARANÁ 2014

SDP	AISP	Município	Homicídio Culposo de Trânsito												Total Vítimas de Homicídio Culposo de Trânsito		
			Jan	Fev	Mar	Abr	Mai	Jun	Jul	Ago	Set	Out	Nov	Dez			
10 SDP	20 AISP	CAMBÉ	0	0	0	0	4	0	0	0	0	0	0	0	0	0	4
10 SDP	20 AISP	IBIPORÃ	0	0	1	0	0	2	0	2	0	0	1	0	0	6	
10 SDP	20 AISP	LONDRINA – Sede SDP	0	8	0	0	1	0	2	0	0	0	0	0	0	11	
10 SDP	20 AISP	TAMARANA	0	0	0	0	0	0	0	0	0	0	0	0	0	0	
10 SDP	19 AISP	ALVORADA DO SUL	0	0	1	0	1	0	0	0	0	0	0	0	0	2	
10 SDP	19 AISP	ARAPONGAS	0	0	0	0	0	0	0	0	0	0	1	0	0	1	
10 SDP	19 AISP	BELA VISTA DO PARAÍSO	0	0	1	0	0	0	0	0	0	0	1	0	0	2	
10 SDP	19 AISP	CAFEARA	0	0	0	0	0	0	0	0	0	0	0	0	0	0	
10 SDP	19 AISP	CENTENÁRIO DO SUL	0	0	0	0	0	0	0	0	0	0	0	0	0	0	
10 SDP	19 AISP	FLORESTÓPOLIS	0	0	0	0	2	0	0	0	0	0	0	0	0	2	
10 SDP	19 AISP	GUARACI	0	0	0	0	0	0	0	0	0	0	0	0	0	0	
10 SDP	19 AISP	JAGUAPITÃ	0	0	0	0	0	0	0	0	0	0	0	0	0	0	
10 SDP	19 AISP	LUPIONÓPOLIS	0	0	0	0	0	0	0	0	0	0	0	0	0	0	
10 SDP	19 AISP	MIRASELVA	0	0	0	0	0	0	0	0	0	0	0	0	0	0	
10 SDP	19 AISP	PITANGUEIRAS	0	0	0	0	0	0	0	0	0	0	0	0	0	0	
10 SDP	19 AISP	PORECATU	1	0	0	0	0	0	0	0	0	0	0	0	0	1	
10 SDP	19 AISP	PRADO FERREIRA	0	0	0	1	0	0	0	0	0	0	0	0	0	1	
10 SDP	19 AISP	PRIMEIRO DE MAIO	0	7	0	0	0	0	1	0	0	0	1	0	0	9	
10 SDP	19 AISP	ROLÂNDIA - Sede BPM	1	2	1	5	1	1	0	1	0	1	2	1	0	16	
10 SDP	19 AISP	SABÁUDIA	0	0	0	0	0	0	0	0	0	0	0	0	0	0	
10 SDP	19 AISP	SERTANÓPOLIS	1	0	0	3	0	0	0	0	0	0	0	0	0	4	
11 SDP	21 AISP	ANDIRÁ	0	0	0	0	0	0	0	0	0	0	0	0	0	0	
11 SDP	21 AISP	ASSAÍ	0	0	0	0	0	0	0	0	0	0	0	0	0	0	
11 SDP	21 AISP	BANDEIRANTES	0	0	0	8	0	0	0	1	1	0	0	0	0	10	
11 SDP	21 AISP	BARRA DO JACARÉ	0	0	0	0	0	0	0	0	0	0	0	0	0	0	
11 SDP	21 AISP	CONGONHINHAS	0	1	0	0	0	0	1	2	0	0	0	1	0	5	
11 SDP	21 AISP	CORNÉLIO PROCÓPIO - Sede SDP	0	0	1	2	0	0	1	1	0	0	0	0	0	5	
11 SDP	21 AISP	ITAMBARACÁ	0	0	0	0	0	0	0	0	0	0	0	0	0	0	
11 SDP	21 AISP	JATAIZINHO	0	0	0	0	0	0	0	0	0	0	0	0	0	0	
11 SDP	21 AISP	LEÓPOLIS	0	0	0	0	0	0	0	0	0	0	0	1	0	1	
11 SDP	21 AISP	NOVA AMÉRICA DA COLINA	1	0	0	0	0	0	0	0	0	0	0	0	0	1	
11 SDP	21 AISP	NOVA FÁTIMA	0	0	0	0	1	1	1	1	1	1	0	0	0	6	
11 SDP	21 AISP	NOVA SANTA BÁRBARA	0	0	0	0	0	0	0	0	0	0	0	0	0	0	
11 SDP	21 AISP	RANCHO ALEGRE	0	0	0	0	0	0	0	0	0	0	0	0	0	0	
11 SDP	21 AISP	SANTA AMÉLIA	0	0	0	0	0	0	0	0	0	0	0	0	0	0	
11 SDP	21 AISP	SANTA CECÍLIA DO PAVÃO	0	0	0	0	0	0	0	0	0	0	0	0	0	0	
11 SDP	21 AISP	SANTA MARIANA	0	0	0	0	0	0	0	1	0	0	0	0	0	1	
11 SDP	21 AISP	SANTO ANTONIO DO PARAÍSO	0	0	0	0	0	0	0	0	0	0	0	0	0	0	
11 SDP	21 AISP	SÃO JERÔNIMO DA SERRA	0	0	0	0	0	1	1	0	0	0	0	0	0	2	
11 SDP	21 AISP	SÃO SEBASTIÃO DA AMOREIRA	0	0	0	0	0	0	0	0	0	0	0	0	0	0	
11 SDP	21 AISP	SERTANEJA	0	0	0	0	0	2	0	0	0	0	0	0	0	2	
11 SDP	21 AISP	URÁI	0	0	0	0	1	0	0	0	0	1	1	1	0	4	
12 SDP	23 AISP	ABATIÁ	0	0	0	0	0	0	0	0	0	0	0	0	0	0	
12 SDP	23 AISP	CAMBARÁ	0	0	0	0	0	0	0	1	0	0	0	2	0	3	
12 SDP	23 AISP	CARLÓPOLIS	0	0	0	0	0	0	0	0	0	0	1	0	0	1	
12 SDP	23 AISP	CONSELHEIRO MAIRINK	0	0	0	0	0	0	0	0	0	0	0	0	0	0	
12 SDP	23 AISP	GUAPIRAMA	0	0	0	0	0	0	0	0	0	0	0	0	0	0	
12 SDP	23 AISP	IBAITI	0	0	1	2	0	0	0	1	0	0	0	1	0	5	
12 SDP	23 AISP	JABOTI	0	0	0	0	0	0	0	0	0	0	0	0	0	0	
12 SDP	23 AISP	JACAREZINHO - Sede SDP	1	1	0	1	0	0	0	0	1	0	0	2	0	6	
12 SDP	23 AISP	JAPIRA	0	0	0	0	0	0	0	0	0	0	0	0	0	0	
12 SDP	23 AISP	JOAQUIM TÁVORA	0	0	0	2	0	0	1	0	0	0	0	0	0	3	
12 SDP	23 AISP	JUNDIAÍ DO SUL	0	0	0	0	0	0	0	0	0	0	0	0	0	0	
12 SDP	23 AISP	PINHALÃO	0	0	0	0	0	0	0	0	0	0	0	0	0	0	
12 SDP	23 AISP	QUATIGUÁ	0	0	0	0	0	0	0	1	0	0	0	0	0	1	
12 SDP	23 AISP	RIBEIRÃO CLARO	1	0	0	0	0	0	0	0	0	0	0	0	0	1	
12 SDP	23 AISP	RIBEIRÃO DO PINHAL	0	0	0	0	0	0	0	0	0	0	0	0	0	0	
12 SDP	23 AISP	SALTO DO ITARARÉ	0	0	0	0	0	0	0	0	0	0	0	0	0	0	
12 SDP	23 AISP	SANTANA DO ITARARÉ	0	0	0	0	0	0	0	0	0	0	0	0	0	0	
12 SDP	23 AISP	SANTO ANTONIO DA PLATINA	0	0	0	0	0	0	0	0	1	1	0	0	0	2	
12 SDP	23 AISP	SÃO JOSÉ DA BOA VISTA	0	0	0	0	0	0	0	0	0	0	0	0	0	0	
12 SDP	23 AISP	SIQUEIRA CAMPOS	0	0	1	0	0	0	0	0	0	0	0	0	0	1	
12 SDP	23 AISP	TOMAZINA	1	0	0	0	0	0	0	0	0	0	0	0	0	1	
12 SDP	23 AISP	WENCESLAU BRAZ	0	0	1	1	1	0	1	1	0	0	0	0	0	5	
13 SDP	4 AISP	ARAPOTI	0	0	0	0	0	1	0	3	2	0	2	1	0	9	
13 SDP	4 AISP	CARAMBÉI	1	0	0	0	0	0	0	0	0	0	1	0	0	2	
13 SDP	4 AISP	CASTRO	2	1	1	1	2	1	0	0	1	1	2	2	0	14	
13 SDP	4 AISP	FERNANDES PINHEIRO	0	0	0	0	0	0	0	0	1	0	1	0	0	2	
13 SDP	4 AISP	GUAMIRANGA	0	0	0	0	0	0	1	0	0	1	0	0	0	2	
13 SDP	4 AISP	IMBITUVA	1	0	0	0	1	1	1	0	0	0	0	0	0	4	
13 SDP	4 AISP	INÁCIO MARTINS	0	0	0	0	0	0	0	0	0	0	0	0	0	0	
13 SDP	4 AISP	IPIRANGA	0	0	0	0	0	0	0	0	0	0	1	0	0	1	
13 SDP	4 AISP	IRATI	2	0	1	1	2	1	0	3	1	2	1	1	0	15	
13 SDP	4 AISP	IVAI	0	0	0	0	0	0	0	0	0	0	0	0	0	0	
13 SDP	4 AISP	JAGUARIAÍVA	0	2	0	0	0	0	0	0	0	3	0	2	0	7	
13 SDP	4 AISP	PALMEIRA	0	3	1	2	1	0	1	2	2	1	4	4	0	21	
13 SDP	4 AISP	PIRAÍ DO SUL	0	0	0	1	0	0	0	0	1	0	0	3	0	5	
13 SDP	4 AISP	PONTA GROSSA - Sede SDP	6	8	16	11	8	6	10	11	6	8	5	4	0	99	
13 SDP	4 AISP	PORTO AMAZONAS	0	0	0	0	0	0	0	0	3	0	0	0	0	3	
13 SDP	4 AISP	REBOUÇAS	2	0	0	1	0	0	1	0	0	1	0	0	0	5	
13 SDP	4 AISP	RIO AZUL	0	0	0	0	0	0	0	0	0	0	0	0	0	0	
13 SDP	4 AISP	SENGÉS	0	0	1	0	1	0	1	0	0	1	2	0	0	6	
13 SDP	4 AISP	TEIXEIRA SOARES	0	0	0	1	0	0	0	0	3	1	0	0	0	5	

QUANTITATIVO DE VÍTIMAS DE HOMICÍDIO CULPOSO DE TRÂNSITO SEGUNDO NATUREZA PENAL E MUNICÍPIOS – PARANÁ 2014

SDP	AISP	Município	Homicídio Culposo de Trânsito												Total Vítimas de Homicídio Culposo de Trânsito		
			Jan	Fev	Mar	Abr	Mai	Jun	Jul	Ago	Set	Out	Nov	Dez			
14 SDP	7 AISP	BOA VENTURA DE SÃO ROQUE	0	0	0	0	0	1	0	0	0	0	0	0	0	0	1
14 SDP	7 AISP	CAMPINA DO SIMÃO	0	0	0	0	0	0	0	0	0	0	0	0	0	0	0
14 SDP	7 AISP	CANDÓI	0	0	0	0	1	0	0	0	2	0	0	0	0	0	3
14 SDP	7 AISP	FOZ DO JORDÃO	1	0	0	0	0	0	0	0	0	0	0	0	0	0	1
14 SDP	7 AISP	GUARAPUAVA - Sede SDP	5	5	2	4	2	1	0	0	0	1	1	2	0	0	23
14 SDP	7 AISP	MANOEL RIBAS	0	1	0	1	1	1	0	0	0	0	0	0	0	0	4
14 SDP	7 AISP	MATO RICO	0	0	0	0	0	0	0	0	0	0	0	0	0	0	0
14 SDP	7 AISP	NOVA TEBAS	0	0	0	0	0	1	0	0	0	0	0	0	0	0	1
14 SDP	7 AISP	PINHÃO	0	0	0	0	0	0	0	0	0	0	0	0	0	0	0
14 SDP	7 AISP	PITANGA	0	0	0	1	0	3	0	0	0	0	0	0	0	0	4
14 SDP	7 AISP	PRUDENTÓPOLIS	0	0	0	0	0	0	0	0	0	0	0	0	0	0	0
14 SDP	7 AISP	RESERVA DO IGUAÇU	0	0	0	0	0	0	0	0	0	0	0	0	0	0	0
14 SDP	7 AISP	SANTA MARIA DO OESTE	0	0	0	0	0	0	0	0	0	0	0	0	0	0	0
14 SDP	7 AISP	TURVO	1	0	0	1	0	0	0	0	0	0	0	1	0	0	3
15 SDP	11 AISP	ANAHY	0	0	0	0	0	0	0	0	0	0	0	0	0	0	0
15 SDP	11 AISP	BOA VISTA DA APARECIDA	0	0	0	0	0	0	0	0	0	0	0	0	0	0	0
15 SDP	11 AISP	BRAGANEY	0	0	0	0	0	0	0	0	0	0	0	0	0	0	0
15 SDP	11 AISP	CAFELÂNDIA	0	0	0	0	0	1	1	0	0	0	0	0	0	0	2
15 SDP	11 AISP	CAMPO BONITO	0	0	0	0	0	0	0	0	0	0	0	0	0	0	0
15 SDP	11 AISP	CAPITÃO LEÔNIDAS MARQUES	0	2	1	0	0	0	2	2	1	0	0	0	0	0	8
15 SDP	11 AISP	CASCAVEL – Sede SDP	10	0	6	9	6	3	7	3	0	7	4	6	0	0	61
15 SDP	11 AISP	CATANDUVAS	0	0	1	1	0	0	0	0	0	0	0	0	0	0	2
15 SDP	11 AISP	CÉU AZUL	0	3	0	0	0	2	0	0	0	2	0	2	0	0	9
15 SDP	11 AISP	CORBÉLIA	0	0	0	0	0	1	0	1	0	0	1	1	0	0	4
15 SDP	11 AISP	DIAMANTE DO OESTE	0	0	0	0	0	0	0	0	0	0	0	0	0	0	0
15 SDP	11 AISP	DIAMANTE DO SUL	0	0	0	0	0	0	0	0	0	0	0	0	1	0	1
15 SDP	11 AISP	ESPIGÃO ALTO DO IGUAÇU	0	1	0	0	0	0	0	0	0	0	0	0	1	0	2
15 SDP	11 AISP	GUARANIAÇU	1	1	0	1	0	0	1	0	0	0	0	0	0	0	4
15 SDP	11 AISP	IBEMA	1	0	0	0	0	0	0	0	0	0	0	0	0	0	1
15 SDP	11 AISP	IGUATU	0	0	0	0	0	0	0	0	0	0	0	0	0	0	0
15 SDP	11 AISP	LINDOESTE	0	0	0	0	0	0	0	0	0	0	0	0	0	0	0
15 SDP	11 AISP	MATELÂNDIA	1	0	1	1	2	1	0	1	0	3	0	1	0	0	11
15 SDP	11 AISP	QUEDAS DO IGUAÇU	0	0	0	0	0	0	0	0	0	0	3	2	0	0	5
15 SDP	11 AISP	RAMILÂNDIA	0	1	0	1	0	0	0	1	0	0	0	0	0	0	3
15 SDP	11 AISP	SANTA LÚCIA	0	0	1	0	0	0	0	1	0	0	0	1	0	0	3
15 SDP	11 AISP	SANTA TEREZA DO OESTE	0	0	0	0	2	0	0	0	0	0	0	0	0	0	2
15 SDP	11 AISP	TRÊS BARRAS DO PARANÁ	0	0	0	0	1	0	0	0	0	0	0	0	0	0	1
15 SDP	11 AISP	VERA CRUZ DO OESTE	0	0	1	1	1	0	0	1	0	0	1	0	0	0	5
16 SDP	14 AISP	ALTAMIRA DO PARANÁ	0	0	0	0	0	0	0	0	0	0	0	0	0	0	0
16 SDP	14 AISP	ARARUNA	0	1	0	0	0	0	1	0	1	0	0	1	0	0	4
16 SDP	14 AISP	BARBOSA FERRAZ	0	0	0	0	0	0	0	0	0	0	0	0	0	0	0
16 SDP	14 AISP	BOA ESPERANÇA	0	0	0	0	0	0	0	0	0	0	0	0	0	0	0
16 SDP	14 AISP	CAMPINA DA LAGOA	0	0	0	0	0	0	0	1	0	0	1	0	0	0	2
16 SDP	14 AISP	CAMPO MOURÃO – Sede SDP	1	0	0	0	0	0	0	0	0	0	0	0	0	0	1
16 SDP	14 AISP	CIANORTE	0	2	0	6	3	0	3	2	1	0	2	2	0	0	21
16 SDP	14 AISP	CORUMBATAÍ DO SUL	0	0	0	0	0	0	0	0	0	0	0	0	0	0	0
16 SDP	14 AISP	ENGENHEIRO BELTRÃO	1	1	1	1	0	1	0	0	2	0	0	0	0	0	7
16 SDP	14 AISP	FAROL	0	0	0	0	0	0	0	0	0	0	0	0	0	0	0
16 SDP	14 AISP	FÊNIX	0	0	0	0	0	0	2	0	0	0	0	0	0	0	2
16 SDP	14 AISP	GOIOERÊ	0	0	0	0	0	0	0	0	0	0	1	0	0	0	1
16 SDP	14 AISP	INDIANÓPOLIS	0	0	0	0	0	0	0	0	0	0	0	0	0	0	0
16 SDP	14 AISP	IRETAMA	1	0	0	0	0	0	0	0	0	0	1	1	0	0	3
16 SDP	14 AISP	JANIÓPOLIS	0	0	0	0	0	0	0	0	0	0	1	0	0	0	1
16 SDP	14 AISP	JAPURÁ	0	0	0	0	0	0	0	0	0	0	0	0	0	0	0
16 SDP	14 AISP	JURANDA	0	0	1	0	0	2	0	0	0	0	3	0	0	0	6
16 SDP	14 AISP	JUSSARA	0	0	0	0	0	0	0	0	0	0	0	0	0	0	0
16 SDP	14 AISP	LUIZIANA	0	0	0	0	0	0	0	0	0	0	0	0	0	0	0
16 SDP	14 AISP	MAMBORÊ	0	0	0	1	0	0	0	0	0	1	0	0	0	0	2
16 SDP	14 AISP	MOREIRA SALES	0	0	0	0	0	0	0	0	0	0	0	0	0	0	0
16 SDP	14 AISP	NOVA CANTÚ	0	0	0	0	0	0	0	0	0	0	0	0	0	0	0
16 SDP	14 AISP	PEABIRU	1	0	1	0	0	0	2	0	0	0	0	0	0	0	4
16 SDP	14 AISP	QUARTO CENTENÁRIO	0	0	0	0	0	0	0	0	0	0	0	0	0	0	0
16 SDP	14 AISP	QUINTA DO SOL	0	0	0	0	0	0	0	0	0	0	0	0	0	0	0
16 SDP	14 AISP	RANCHO ALEGRE DO OESTE	0	0	0	0	0	0	0	0	0	0	0	0	0	0	0
16 SDP	14 AISP	RONCADOR	0	0	0	0	0	0	0	0	0	0	0	0	1	0	1
16 SDP	14 AISP	SÃO MANOEL DO PARANÁ	0	0	0	0	0	0	0	0	0	0	0	0	0	0	0
16 SDP	14 AISP	SÃO TOMÉ	0	0	0	0	0	0	0	0	0	0	0	0	0	0	0
16 SDP	14 AISP	TERRA BOA	3	0	0	0	0	0	1	2	1	0	1	0	0	0	8
16 SDP	14 AISP	UBIRATÃ	0	0	0	0	1	0	0	0	0	0	0	0	1	0	2
17 SDP	18 AISP	APUCARANA - Sede SDP	3	4	8	2	2	9	1	0	2	1	0	5	0	0	37
17 SDP	18 AISP	ARAPUÃ	0	0	0	0	0	0	0	0	0	0	0	0	0	0	0
17 SDP	18 AISP	ARIRANHA DO IVAÍ	0	0	0	0	0	0	0	0	0	0	0	0	0	0	0
17 SDP	18 AISP	BOM SUCESSO	0	0	0	0	0	0	0	0	0	0	0	0	0	0	0
17 SDP	18 AISP	BORRAZÓPOLIS	0	0	0	0	0	0	0	0	0	0	0	0	0	0	0
17 SDP	18 AISP	CALIFÓRNIA	1	0	0	0	0	0	0	1	0	0	0	0	0	0	2
17 SDP	18 AISP	CAMBIRA	0	0	0	2	0	0	2	0	0	0	1	0	0	0	5
17 SDP	18 AISP	CRUZMALTINA	0	0	0	0	1	0	0	0	0	0	0	0	0	0	1
17 SDP	18 AISP	FAXINAL	0	0	0	0	1	1	0	1	0	0	0	2	0	0	5
17 SDP	18 AISP	GODOY MOREIRA	0	0	0	0	0	0	0	0	0	0	0	0	0	0	0
17 SDP	18 AISP	GRANDES RIOS	0	0	0	0	0	0	0	0	0	0	0	0	0	0	0
17 SDP	18 AISP	IVAIPORÃ	0	0	0	0	0	0	0	0	0	0	2	1	0	0	3

QUANTITATIVO DE VÍTIMAS DE HOMICÍDIO CULPOSO DE TRÂNSITO SEGUNDO NATUREZA PENAL E MUNICÍPIOS – PARANÁ 2014

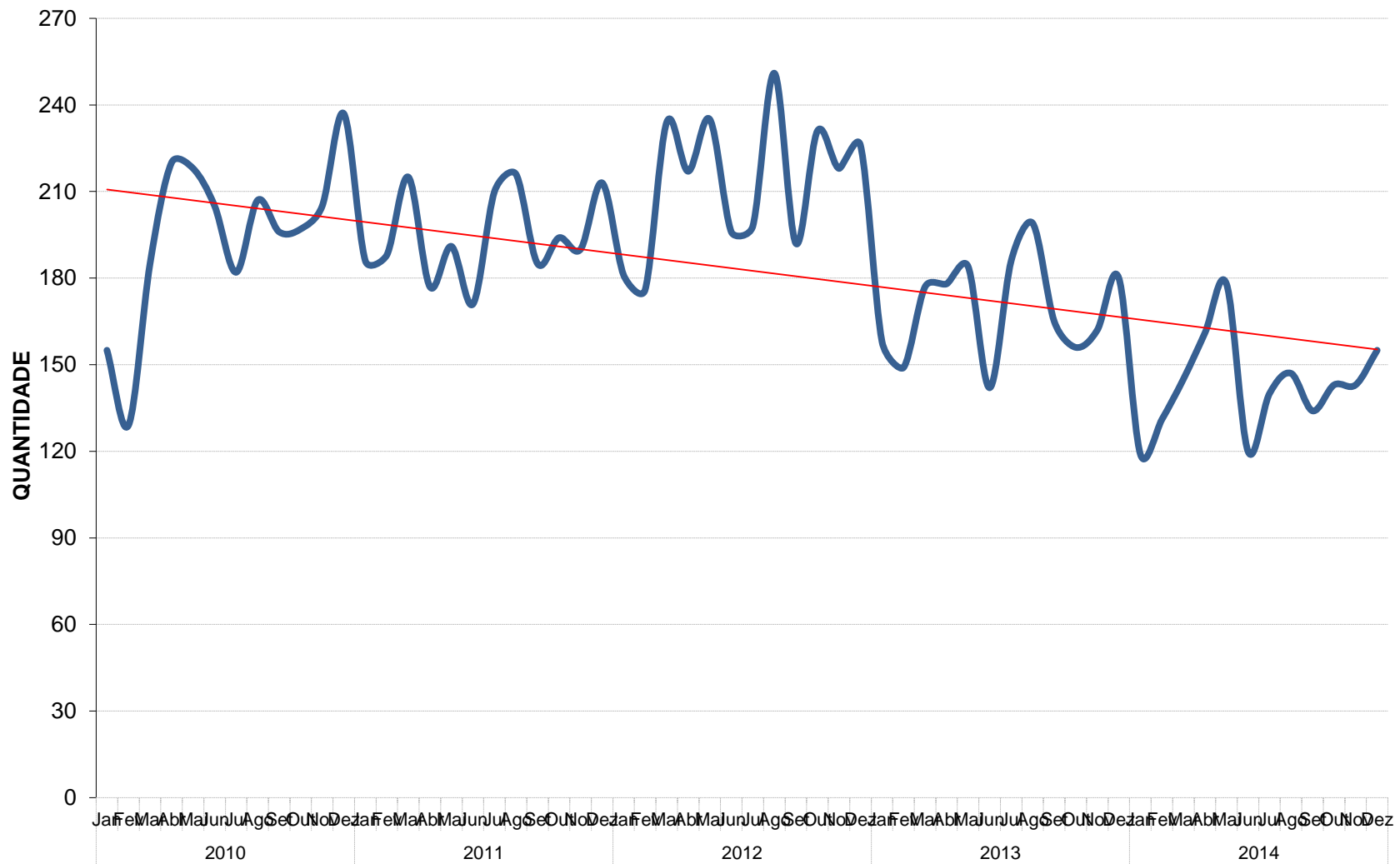
SDP	AISP	Município	Homicídio Culposo de Trânsito												Total Vítimas de Homicídio Culposo de Trânsito
			Jan	Fev	Mar	Abr	Mai	Jun	Jul	Ago	Set	Out	Nov	Dez	
17 SDP	18 AISP	JANDAIA DO SUL	0	0	0	2	0	0	2	2	0	0	0	2	8
17 SDP	18 AISP	JARDIM ALEGRE	0	0	0	0	0	0	0	0	0	0	0	0	0
17 SDP	18 AISP	KALORÉ	0	0	0	0	0	1	0	0	0	0	0	1	
17 SDP	18 AISP	LIDIANÓPOLIS	0	0	0	0	0	0	0	0	0	2	0	2	
17 SDP	18 AISP	LUNARDELLI	0	0	0	0	0	0	0	0	0	0	0	7	
17 SDP	18 AISP	MARILÂNDIA do SUL	0	0	0	0	0	0	0	1	0	0	0	1	
17 SDP	18 AISP	MARUMBI	0	0	0	0	0	0	0	0	1	0	0	1	
17 SDP	18 AISP	MAUÁ DA SERRA	0	0	0	0	1	1	1	0	0	0	0	3	
17 SDP	18 AISP	NOVO ITACOLIMI	0	0	0	0	0	1	0	0	0	1	0	2	
17 SDP	18 AISP	RIO BOM	0	0	0	0	0	0	0	0	0	0	0	0	
17 SDP	18 AISP	RIO BRANCO DO IVAÍ	0	0	0	0	0	0	0	0	0	0	0	0	
17 SDP	18 AISP	ROSÁRIO DO IVAÍ	0	0	0	0	0	0	0	1	0	0	0	1	
17 SDP	18 AISP	SÃO JOÃO DO IVAÍ	0	0	2	0	0	0	0	1	0	0	0	3	
17 SDP	18 AISP	SÃO PEDRO DO IVAÍ	0	0	0	1	0	0	0	0	0	0	0	1	
18 SDP	22 AISP	CÂNDIDO DE ABREU	1	0	0	0	0	0	0	0	0	0	0	1	
18 SDP	22 AISP	CURIÚVA	0	0	0	0	1	0	0	0	0	0	0	1	
18 SDP	22 AISP	FIGUEIRA	0	0	0	0	0	0	0	0	0	0	0	0	
18 SDP	22 AISP	IMBAÚ	0	0	0	0	0	0	0	0	2	0	0	2	
18 SDP	22 AISP	ORTIGUEIRA	0	2	1	0	1	0	0	3	0	0	0	7	
18 SDP	22 AISP	RESERVA	1	0	1	0	3	0	0	0	0	0	0	5	
18 SDP	22 AISP	SAPOEMA	0	0	0	0	0	0	0	0	0	0	0	0	
18 SDP	22 AISP	TELÊMACO BORBA – Sede SDP	0	0	0	0	0	0	1	1	0	2	2	6	
18 SDP	22 AISP	TIBAGI	3	0	0	3	2	0	1	2	2	0	0	13	
18 SDP	22 AISP	VENTANIA	0	0	0	0	1	0	0	0	0	0	0	1	
19 SDP	10 AISP	AMPÉRE	0	2	1	0	2	0	0	1	0	1	2	9	
19 SDP	10 AISP	BARRAÇÃO	2	0	0	0	0	0	0	0	0	0	0	2	
19 SDP	10 AISP	BELA VISTA DO CAROBA	0	0	2	0	0	0	0	0	0	0	0	2	
19 SDP	10 AISP	BOA ESPERANÇA DO IGUAÇU	0	0	0	0	0	0	0	0	0	0	1	1	
19 SDP	10 AISP	BOM JESUS DO SUL	0	0	0	0	0	0	0	0	0	0	0	0	
19 SDP	10 AISP	CAPANEMA	0	0	0	0	1	0	0	0	0	1	0	2	
19 SDP	10 AISP	CRUZEIRO DO IGUAÇU	0	0	0	0	0	0	0	0	0	0	0	0	
19 SDP	10 AISP	DOIS VIZINHOS	0	0	2	0	0	0	0	1	1	0	3	9	
19 SDP	10 AISP	ENÉAS MARQUES	0	0	0	0	0	1	0	0	0	2	0	3	
19 SDP	10 AISP	FLOR DA SERRA DO SUL	0	2	1	0	0	0	0	0	0	0	1	4	
19 SDP	10 AISP	FRANCISCO BELTRÃO – Sede SDP	7	1	3	0	5	2	2	3	2	3	3	31	
19 SDP	10 AISP	MANFRINÓPOLIS	0	0	0	0	0	0	0	0	0	0	0	0	
19 SDP	10 AISP	MARMELEIRO	0	2	0	0	0	0	0	0	1	0	0	3	
19 SDP	10 AISP	NOVA ESPERANÇA DO SUDOESTE	0	0	0	0	0	0	0	1	0	0	0	1	
19 SDP	10 AISP	NOVA PRATA DO IGUAÇU	0	0	0	0	0	0	0	1	0	0	0	2	
19 SDP	10 AISP	PÉROLA DO OESTE	0	0	0	2	2	0	0	0	0	0	0	4	
19 SDP	10 AISP	PINHAL de SÃO BENTO	0	0	0	0	0	0	0	0	0	0	0	0	
19 SDP	10 AISP	PLANALTO	1	0	0	0	0	0	0	0	0	2	1	2	
19 SDP	10 AISP	PRANCHITA	0	0	0	0	0	0	0	0	0	0	0	1	
19 SDP	10 AISP	REALEZA	0	0	1	0	0	0	2	0	0	0	0	3	
19 SDP	10 AISP	RENASCENÇA	0	1	0	1	1	0	0	0	0	0	2	5	
19 SDP	10 AISP	SALGADO FILHO	0	0	0	0	0	0	0	0	0	0	1	1	
19 SDP	10 AISP	SALTO DO LONTRA	0	0	1	2	0	0	1	1	0	0	1	6	
19 SDP	10 AISP	SANTA IZABEL DO OESTE	0	0	0	0	0	0	6	1	0	0	0	8	
19 SDP	10 AISP	SANTO ANTONIO DO SUDOESTE	0	1	1	0	1	1	1	0	0	0	0	5	
19 SDP	10 AISP	SÃO JORGE DO OESTE	0	0	0	0	1	0	0	0	0	0	0	1	
19 SDP	10 AISP	VERÊ	0	0	0	0	0	0	3	0	0	2	0	5	
20 SDP	13 AISP	ASSIS CHATEAUBRIAND	0	1	2	0	1	0	0	0	3	2	1	11	
20 SDP	13 AISP	ENTRE RIOS DO OESTE	1	0	0	0	0	0	1	0	0	0	0	2	
20 SDP	13 AISP	FORMOSA DO OESTE	0	0	0	0	0	0	0	0	0	0	0	0	
20 SDP	13 AISP	GUAIÁRA	0	1	1	0	2	0	0	0	3	1	1	9	
20 SDP	13 AISP	IRACEMA DO OESTE	0	0	0	0	0	0	0	0	0	0	0	0	
20 SDP	13 AISP	JESUÍTAS	0	0	0	0	0	0	0	0	0	0	0	0	
20 SDP	13 AISP	MARECHAL CÂNDIDO RONDON	3	0	1	0	1	0	0	0	0	4	0	9	
20 SDP	13 AISP	MARIPÁ	0	0	0	0	1	0	0	0	0	0	0	1	
20 SDP	13 AISP	MERCEDES	0	0	0	0	0	0	0	0	0	0	1	1	
20 SDP	13 AISP	NOVA AURORA	0	0	0	0	0	0	0	0	0	1	0	1	
20 SDP	13 AISP	NOVA SANTA ROSA	0	0	0	0	0	0	0	0	0	0	0	0	
20 SDP	13 AISP	OURO VERDE DO OESTE	0	0	0	0	0	0	0	0	0	0	0	0	
20 SDP	13 AISP	PALOTINA	0	3	2	2	0	0	0	1	2	1	0	12	
20 SDP	13 AISP	PATO BRAGADO	0	0	0	0	0	0	0	0	0	0	0	0	
20 SDP	13 AISP	QUATRO PONTES	0	0	0	0	0	0	0	1	0	0	0	1	
20 SDP	13 AISP	SANTA HELENA	0	0	1	2	0	0	0	1	1	0	0	5	
20 SDP	13 AISP	SÃO JOSÉ DAS PALMEIRAS	0	0	0	0	1	0	0	0	0	0	0	1	
20 SDP	13 AISP	SÃO PEDRO DO IGUAÇU	0	0	0	0	1	0	0	0	0	0	0	1	
20 SDP	13 AISP	TERRA ROXA	0	0	2	0	0	0	0	0	1	3	0	7	
20 SDP	13 AISP	TOLEDO – Sede SDP	2	3	2	3	5	2	4	1	4	8	6	45	
20 SDP	13 AISP	TUPÃSSI	0	0	0	0	0	0	0	0	0	0	0	0	
Total			119	131	145	161	178	120	140	147	134	143	143	155	1716

Fonte: Polícia Civil

QUANTITATIVO DE VÍTIMAS DE HOMICÍDIO CULPOSO DE TRÂNSITO SEGUNDO NATUREZA PENAL E BAIRROS DE CURITIBA – PARANÁ 2014

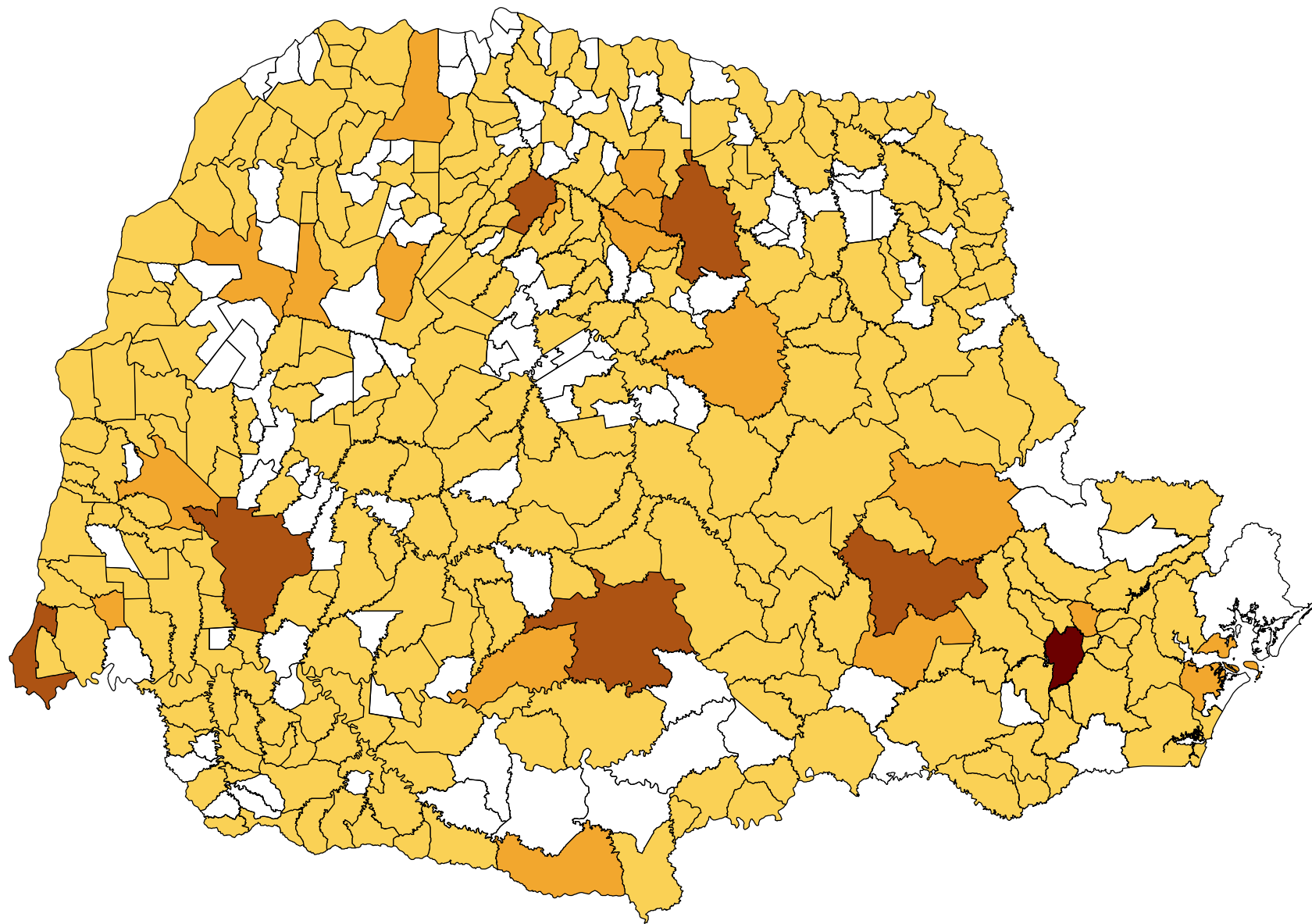
Bairro	Homicídio Culposo de Trânsito												Total Vítimas de Homicídio
	Jan	Fev	Mar	Abr	Mai	Jun	Jul	Ago	Set	Out	Nov	Dez	Culposo de Trânsito
ABRANCHES	0	0	0	0	0	0	0	0	0	0	0	0	0
AGUA VERDE	0	0	0	0	0	0	1	1	0	0	0	0	2
AHU	0	0	0	0	0	0	0	0	0	0	0	0	0
ALTO BOQUEIRAO	0	0	0	1	0	0	0	0	0	0	1	0	2
ALTO DA GLORIA	0	0	0	0	0	0	0	0	0	0	0	0	0
ALTO DA RUA XV	0	1	0	0	1	0	0	0	0	0	0	0	2
ATUBA	0	0	1	0	0	0	0	2	0	1	0	0	4
AUGUSTA	0	0	0	0	0	0	0	0	0	0	0	0	0
BACACHERI	0	0	0	0	0	0	0	0	1	0	0	0	1
BAIRRO ALTO	1	2	0	1	1	1	0	0	0	0	2	1	9
BARREIRINHA	0	0	0	0	0	0	0	0	0	0	0	0	0
BATEL	0	0	0	0	0	0	0	1	0	0	0	0	1
BIGORRILHO	0	0	0	0	0	0	0	0	0	0	0	0	0
BOA VISTA	0	0	0	0	0	0	0	1	0	0	0	0	1
BOM RETIRO	0	0	0	0	0	0	0	0	0	0	1	0	1
BOQUEIRAO	0	0	1	1	3	0	2	0	0	0	0	0	7
BUTIATUVINHA	0	0	0	0	0	0	0	0	0	1	0	0	1
CABRAL	0	0	0	0	0	0	0	0	0	0	0	0	0
CACHOEIRA	0	0	0	0	0	0	0	0	0	0	0	0	0
CAJURU	0	0	0	0	0	0	0	1	0	1	0	0	2
CAMPINA DO SIQUEIRA	0	0	0	0	0	0	0	0	0	0	3	0	3
CAMPO COMPRIDO	0	0	0	2	0	0	0	0	0	0	0	1	3
CAMPO DE SANTANA	0	0	1	0	0	0	0	0	0	0	1	0	2
CAPAO DA IMBUIA	0	0	0	0	0	0	0	0	1	0	0	0	1
CAPAO RASO	0	1	0	0	0	0	0	0	0	0	1	0	2
CASCATINHA	0	0	0	0	0	0	0	0	0	0	0	0	0
CAXIMBA	0	0	0	0	1	0	0	0	0	0	0	0	1
CENTRO	1	0	0	1	2	0	1	0	1	1	1	1	9
CENTRO CIVICO	0	0	0	0	0	0	1	0	0	0	0	0	1
CIDADE INDUSTRIAL	1	2	1	1	2	1	1	3	4	2	5	1	24
CRISTO REI	0	0	0	0	0	0	0	1	0	0	1	0	2
FANNY	0	0	0	0	0	0	0	0	0	0	0	1	1
FAZENDINHA	2	0	0	0	1	0	0	0	1	1	0	0	5
GANCHINHO	0	1	0	0	0	0	0	0	0	0	2	0	3
GUABIROTUBA	1	0	0	0	0	0	0	0	0	0	0	1	2
GUAIRA	0	0	0	0	0	0	0	0	0	0	0	0	0
HAUER	0	0	1	0	0	0	0	0	0	0	0	1	2
HUGO LANGE	0	0	0	0	0	0	0	0	0	0	0	0	0
JARDIM BOTANICO	0	0	1	1	2	1	0	0	0	0	0	0	5
JARDIM DAS AMERICAS	0	0	0	0	0	0	0	0	1	0	0	0	1
JARDIM SOCIAL	0	0	0	0	0	0	0	0	0	0	0	0	0
JUVEVE	0	0	0	0	0	0	1	0	1	0	0	0	2
LAMENHA PEQUENA	0	0	0	0	0	0	0	0	0	0	0	0	0
LINDOIA	0	0	0	0	0	1	0	0	0	0	0	0	1
MERCES	1	0	1	0	0	0	0	0	0	0	0	0	2
MOSSUNGUE	0	0	0	0	0	1	0	0	0	0	0	0	1
NOVO MUNDO	0	0	0	0	0	1	0	1	0	0	0	0	2
ORLEANS	5	0	0	0	0	0	1	1	1	1	0	0	9
PAROLIN	0	0	0	0	0	0	0	0	0	0	0	0	0
PILARZINHO	0	0	1	0	0	0	0	0	0	0	0	0	1
PINHEIRINHO	0	2	1	0	0	0	0	0	0	0	1	0	4
PORTAO	0	0	0	0	0	0	0	0	0	0	0	2	2
PRADO VELHO	0	0	0	0	0	0	0	0	0	0	1	0	1
REBOUCAS	0	0	0	1	1	0	0	0	0	0	0	0	2
RIVIERA	0	0	0	0	0	0	0	0	0	0	0	0	0
SANTA CANDIDA	0	0	0	0	0	0	0	0	0	0	0	0	0
SANTA FELICIDADE	0	1	0	0	0	2	0	1	0	1	1	0	6
SANTA QUITERIA	0	1	0	0	0	0	0	0	0	0	0	0	1
SANTO INACIO	1	0	0	0	0	0	0	0	0	0	0	0	1
SAO BRAZ	0	0	0	0	0	0	0	0	0	0	0	0	0
SAO FRANCISCO	0	0	0	0	0	0	0	1	0	2	1	0	4
SAO JOAO	0	0	0	0	0	0	0	0	0	0	0	0	0
SAO LOURENCO	0	0	0	0	0	0	0	0	0	0	0	0	0
SAO MIGUEL	0	0	0	0	0	0	0	0	0	0	0	0	0
SEMINARIO	0	0	0	0	0	1	0	0	0	0	0	0	1
SITIO CERCADO	0	1	0	1	0	0	0	0	0	2	1	1	6
TABOAO	0	0	0	0	0	0	0	0	0	0	0	0	0
TARUMA	0	0	0	1	0	1	0	1	0	0	0	0	3
TATUQUARA	0	0	2	1	1	0	0	0	0	4	0	1	9
TINGUI	0	0	0	0	0	0	0	0	0	0	0	1	1
UBERABA	1	0	0	0	0	0	2	0	0	0	1	0	4
UMBARA	0	1	0	0	2	1	1	0	2	0	0	0	7
VILA IZABEL	0	0	0	0	0	0	0	0	0	0	0	0	0
VISTA ALEGRE	0	0	0	0	0	0	0	0	0	0	0	0	0
XAXIM	0	0	0	0	1	1	0	0	0	0	0	0	2
TOTAL	14	13	11	12	18	12	11	15	13	17	24	12	172

GRÁFICO 1: Quantitativo de Vítimas de Homicídio Culposo de Trânsito – Paraná 2010 - 2014



Fonte: Polícia Civil

QUANTITATIVO DE VÍTIMAS DE HOMICÍDIO CULPOSOS DE TRÂNSITO - JANEIRO A DEZEMBRO DE 2013 - PARANÁ

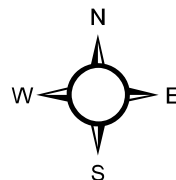


Total Transito 2013



0 - 14
15 - 39
40 - 95
96 - 191

0 20 40 80 Km

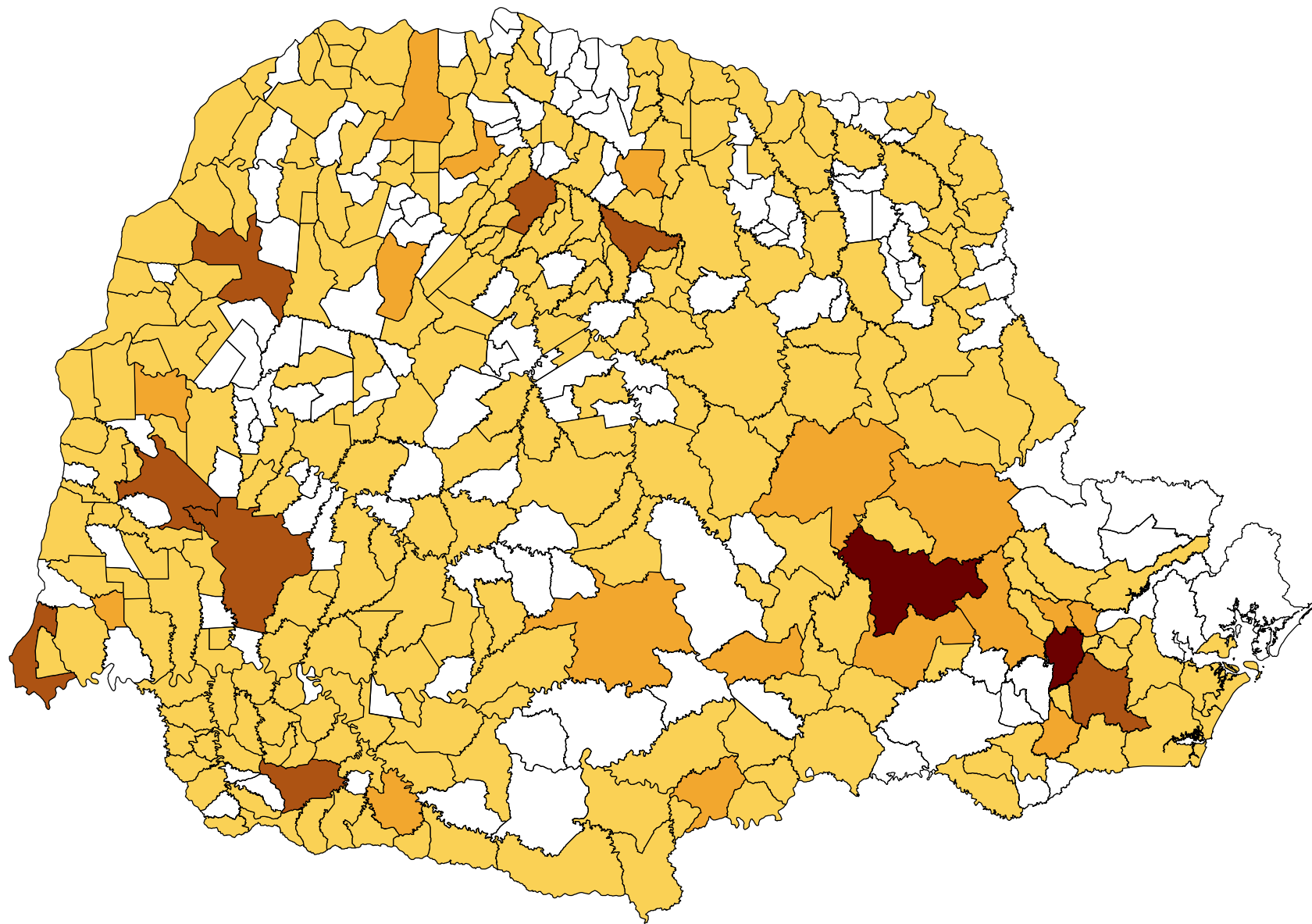


SECRETARIA DA SEGURANÇA PÚBLICA DO PARANÁ - SESP
COORDENADORIA DE ANÁLISE E PLANEJAMENTO ESTRATÉGICO - CAPE
SETOR DE CARTOGRAFIA E GEOPROCESSAMENTO



ESTADO DO PARANÁ
MUNICÍPIOS DO PARANÁ
ARTIGO 302 DO CÓDIGO DE TRÂNSITO BRASILEIRO

QUANTITATIVO DE VÍTIMAS DE HOMICÍDIO CULPOSOS DE TRÂNSITO - JANEIRO A DEZEMBRO DE 2014 - PARANÁ

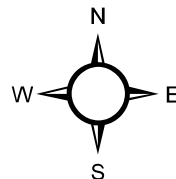


Total Transito 2014



1 - 11
12 - 26
27 - 61
62 - 172

0 20 40 80 Km

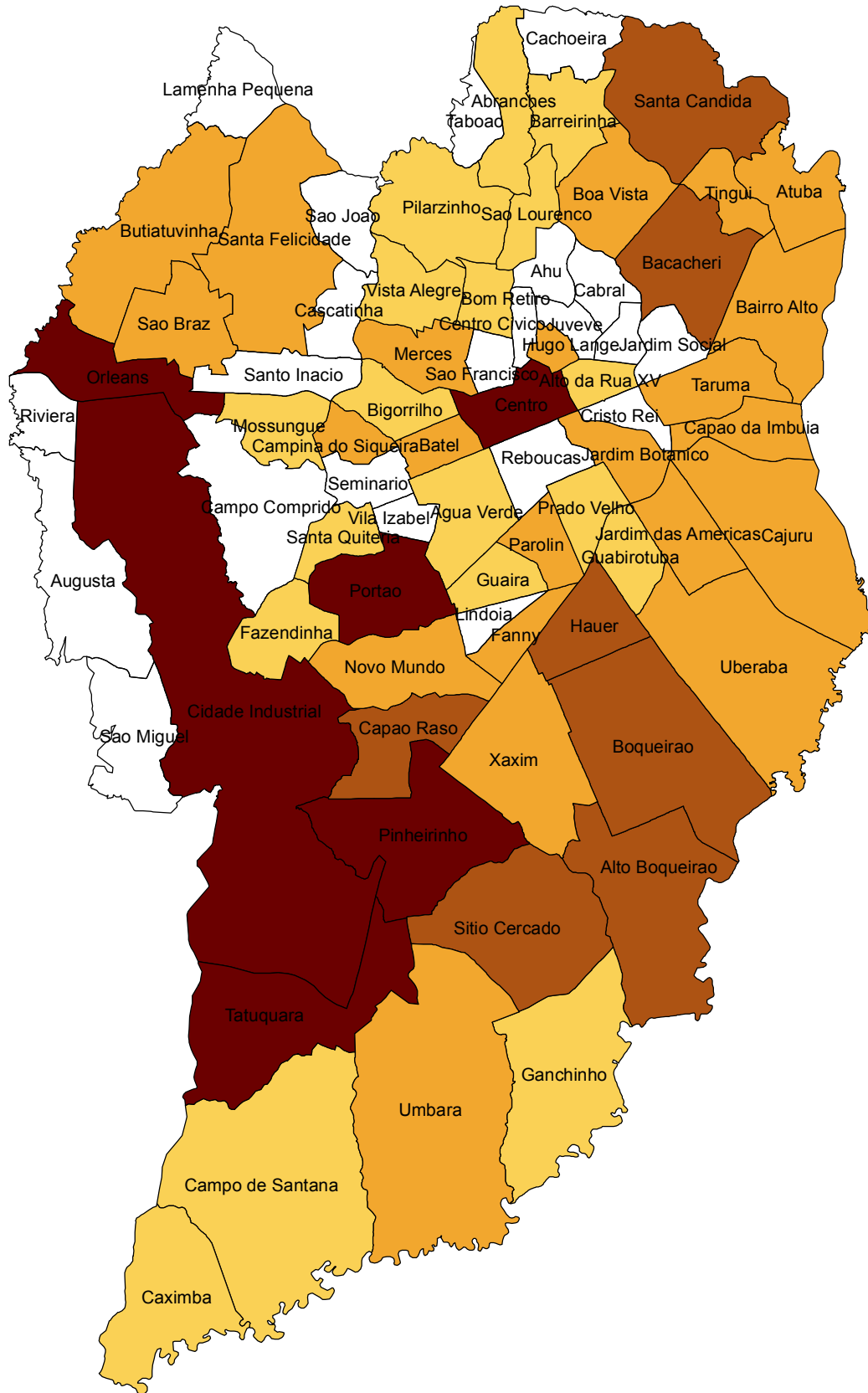


SECRETARIA DA SEGURANÇA PÚBLICA DO PARANÁ - SESP
COORDENADORIA DE ANÁLISE E PLANEJAMENTO ESTRATÉGICO - CAPE
SETOR DE CARTOGRAFIA E GEOPROCESSAMENTO

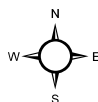
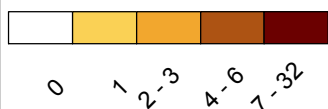


ESTADO DO PARANÁ
MUNICÍPIOS DO PARANÁ
ARTIGO 302 DO CÓDIGO DE TRÂNSITO BRASILEIRO

Quantitativo de Vítimas de Homicídio Culposo de Trânsito Janeiro a Dezembro 2013 - Curitiba/PR

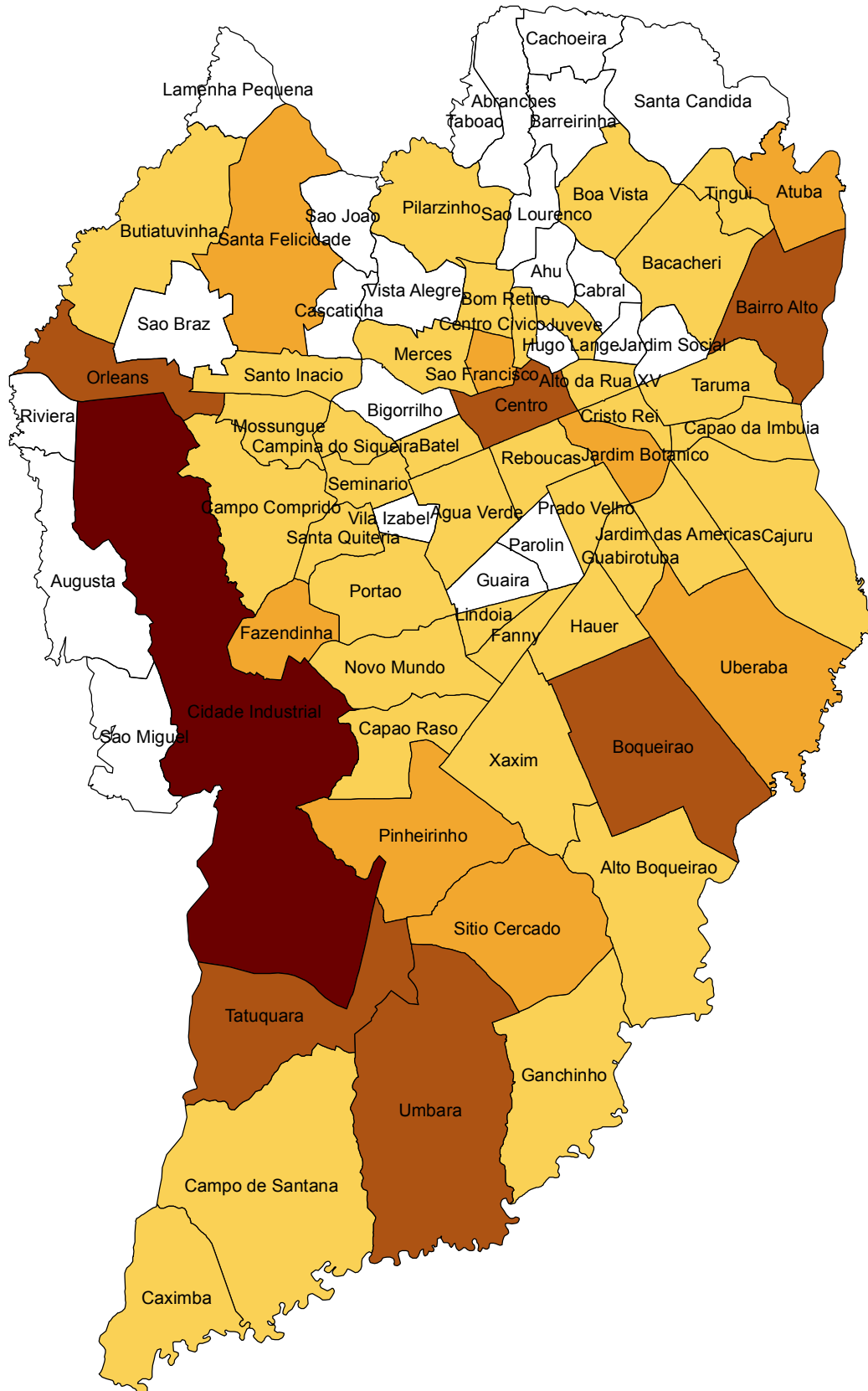


Total Transit 2013

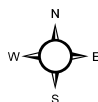
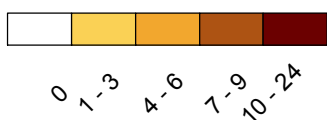


0 1.300 2.600 5.200 m

Quantitativo de Vítimas de Homicídio Culposo de Trânsito Janeiro a Dezembro 2014 - Curitiba/PR



Total Transito 2014



0 1.300 2.600 5.200 m

SECRETARIA DE ESTADO DA SEGURANÇA PÚBLICA DO PARANÁ - SESP
 COORDENADORIA DE ANÁLISE E PLANEJAMENTO ESTRATÉGICO - CAPE
 SETOR DE CARTOGRAFIA E GEOPROCESSAMENTO

MUNICÍPIO DE CURITIBA
 BAIROS DE CURITIBA

ARTIGO 302 DO CÓDIGO DE TRÂNSITO BRASILEIRO